



**NEW JERSEY SPEECH, LANGUAGE,
HEARING ASSOCIATION
MAY 6 - 7, 2010
HALL A**

NOTES:

ALL BOOTHS ARE 10'X10' UNLESS OTHERWISE NOTED.
TOTAL = 74
ALL AISLES ARE 10' WIDE UNLESS OTHERWISE NOTE.
FLOOR PLAN SUBJECT TO CHANGE..

LEGEND:

FE= FIRE EXTINGUISHER
FX= FIRE EXITS
AP= ACCESS PANEL
ALL AREAS MARKED WITH THE ABOVE (FE,FX, & AP) MUST BE KEPT CLEAR AND VISIBLE AT ALL TIMES, AS PER FIRE SAFETY CODES.

SCALE: 1/32"=1'

AREAS:

TOTAL FLOOR SPACE= 29,400 SF
TOTAL BOOTH SPACE= 7,400 SF
TOTAL EXHIBIT AREA= 22,000 SF
OCCUPANT LOAD= 1,466

REVISIONS:

12/08/09 CED



CONVENTION SERVICES

"THE COMPANY WITH VISION"

6804 DELILAH ROAD

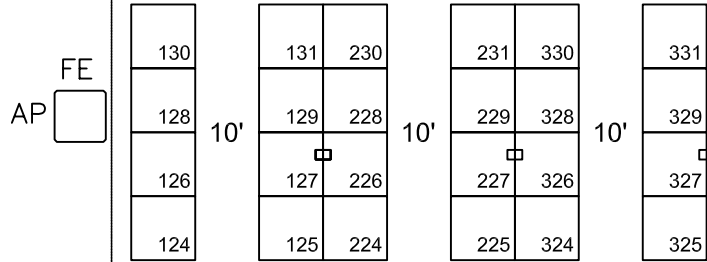
PO BOX 3000

PLEASANTVILLE, NJ 08232

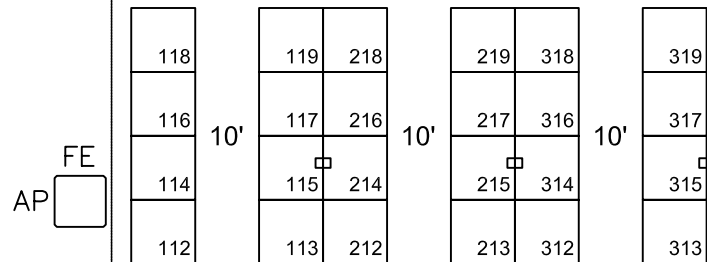
PH: 609-485-2421

FAX: 609-485-2392

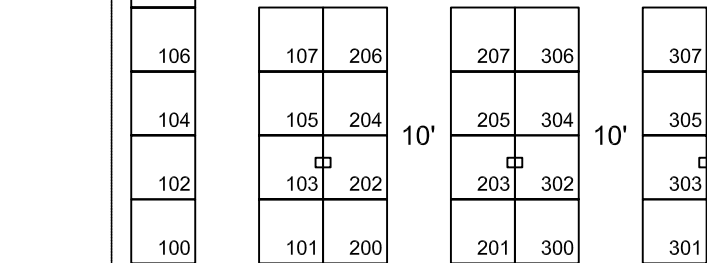
**FOOD SERVICE AREA
70' X 115'**



20' REFRESHMENT AREA 20'



20' REFRESHMENT AREA 20'



POSTER SESSIONS

